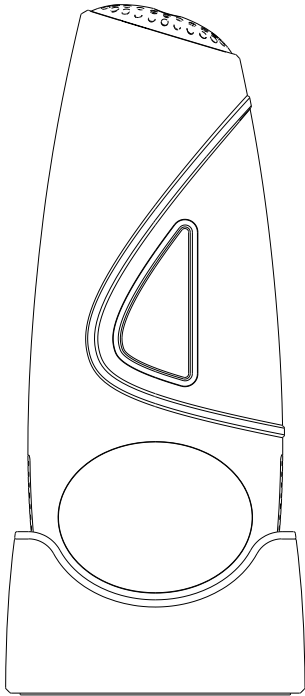


JHF-806 Laser Hair Remover

User Manual



Before using this product, please read this manual carefully and keep it in a safe place for future reference.

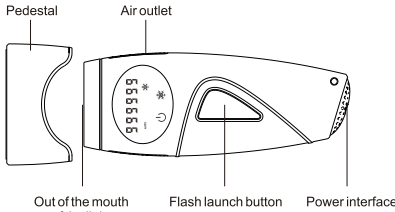
Product description

This product is a multi-functional hair removal device that removes hair on the skin surface. It uses strong pulsed light technology to inhibit the hair from re-appearing at the root and effectively remove excess hair. Suitable for body parts: face (applicable only below the jaw), underarms, arms, legs, bikini, etc.

Product Features

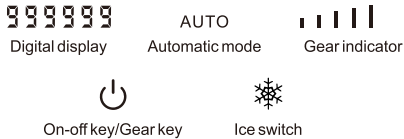
- 5 adjustable light intensity can be set.
- 1 manual adjustment of cooling and ice pack functions.

Product parameter description



Product name: Ice hair remover	Electric current: 4A
Rated power: 48w	Input voltage: 12V
Work environment: -20-70°C	Light emitting area: 3cm ²
Product net weight: 288g	Product size: 193*84*49mm

Tube instructions



Using notice

To ensure that you use this product correctly, please read the precautions for use carefully before use. These precautions can help you use this product correctly to avoid personal injury or property damage to you or others. Please follow the relevant regulations of the precautions.

- do not clean the machine with water;
- In the following situations, it is not recommended to use this product to avoid accidents:
 - (1) Those who are under medical observation and have abnormal sensory perception
 - (2) Pregnant women, lying-in women, children
 - (3) Infectious patients
 - (4) People with skin perception impairment, or skin abnormalities
 - (5) Acute patient
- Please do not use this device on nipples and reproductive organs (including male and female);
- Please do not make this device on the place where you want to develop of hair in the future;
- This device is only used for hair removal and cannot be used for other purposes;
- In the case of damage to the shell or equipment mechanical or electrical failure, please suspend the use of this product;
- Do not look directly at the flash when the product is working, and do not use this product near your eyes;
- If your skin has been exposed to the sun or will be exposed to the sun, or avoid exposing your skin to the sun before taking it off for four weeks, please do not use this product;
- The skin is naturally dark, please do not use this product;
- Please do not use flash in open areas. During use, please ensure that the skin contact surface is in contact with the skin;
- If the skin contact surface is too hot, please remove the skin;
- Do not use flammable liquids such as alcohol (including perfume, disinfectant, or other substances containing alcohol) or use acrylic to clean the skin during use;
- Please do not use this device on or for children.

Warning

The laser hair remover is not designed for everyone. Please read the following information before using it.

- If you are not sure whether the laser hair remover is suitable for your use, please consult your surgeon or dermatologist.
- If your natural color is dark skin, please do not use laser stripper.

The laser remover removes the excess hair by selectively solving the hair element, and different amounts of the hair element will also exit in the surrounding tissues of the skin. The number of skin pigments of a person is determined by their skin color, which determines the degree of risk. Using a laser stripper on the skin color will cause burns, foam and skin tone changes. (Color pigmentation or reduction of pigmentation).

- Do not use a laser hair remover on exposed skin or after exposure.
- The tanned skin, especially after exposure, contains a large amount of tannins. This type of skin or color includes the large amounts of tannins that are not tanned quickly but exist. In this case, there is a higher risk when using laser hair remover. Using a laser hair remover on recently exposed skin can cause side effects, such as burns, blisters, skin color changes, (excessive chromatin deposition or chromatin decline).

Preparation before use

Before use, it is necessary to clean the skin, remove the hair (below 1mm) in the detached area, and ensure that the skin is not dry and oily (residues such as perfume, lotion, body milk, etc.) to ensure light energy is directed to the roots of the hair in an effective way.

- Note: When the IPL laser is used, if there is no shave or incomplete shave, various bad conditions will occur when flashing.
- The dust in the hair may absorb light energy, causing skin pain or redness. Branched hair or impure light will prevent normal light emission, thereby reducing the product's service life.
 - The hair on the skin may be burnt.
- Check whether the light output of the instrument is clean, and whether there are any contaminants such as hair, dust, fibers, etc., if any, please clean it carefully.

After you have used the product for a period of time, please check whether your skin color has changed significantly---only refers to a bad direction change, such as white changing to black, if this happens, please go to the hospital to have your skin tested immediately.

If you use this product for the first time, your skin color is within the usable range: adjust the gear to one gear for use. If there is no obvious pain, you can continue to adjust the gear until the irradiated skin has a slight pain, this is an effective light position.

Instructions

Take out the laser hair remover and other accessories from the box; Plug the power cord into the laser hair remover; Plug the adapter into the socket; First use a scraper to shave off the hair on the skin surface; Aim at the skin, keep the flash 90 degrees perpendicular to the skin, and press the flash button to take hair off.


Steps for usage



Use reference time

body parts	Duration	Flash mode
Armpit	4-5 minutes	Recommended to use manual flash mode
Bikini	8-10 minutes	Recommended to use manual flash mode
Lips	2-3 minutes	Recommended to use manual flash mode
Big legs	25-30 minutes	Recommend to use auto flash mode
Small legs	25-30 minutes	Recommend to use auto flash mode
Arms	25-30 minutes	Recommend to use auto flash mode
Back	35-40 minutes	Recommend to use auto flash mode

The above is the reference time. After all the areas have been used for one time, it can be repeated 2-3 times to avoid some areas not being irradiated, and the use effect will be better.



Care after use

- It is recommended to avoid touching the water within 6 hours after the light operation, and then use skin care products to moisturize the irradiated area.
- Do not use perfume, mask or cosmetics containing scrub beads after the skin is exposed to light.
- Please avoid UV exposure within 48 hours after the light operation. If necessary, please apply sunscreen products.
- If you feel unwell, please consult a surgeon.
- Sunlight bath is likely to cause skin darkening or sunburn. Exposure at this time will cause redness and swelling, so be careful not to expose to the sun during the use of this product. The recovery time from sunburn should not be less than one week.
- It is strictly forbidden to expose the irradiated area within 48 hours after the lighting operation. Even if the exposure is required after 48 hours, please always pay attention to whether there is any bad condition on the skin.
- It is not allowed to use artificial skin during light operation.
- If you need to perform plastic surgery after light exposure (only the irradiated area), please consult your doctor.

- Possible side effects
If your skin feels dry and itchy within a period of time after shaving and lighting, please let it go. This reaction is not harmful to your body and will disappear without a long time. You can rub mildly Stimulating moisturizer.

Life cycle

A normal complete hair cycle may take 18-24 months. During this period, it may be necessary to use the laser decontamination device multiple times to achieve a good decontamination effect. The effect of the cutoff varies from person to person, depending on the color of the body and how to use the laser cutoff device.

Purify skin in 8 weeks. It can be used multiple times according to the condition of the development of the hair, and the release effect can be achieved in 8 weeks.



Warranty regulations

- This product has a warranty period of 1 year and lifetime maintenance.
- During the warranty period, faults arising from normal use in accordance with the instruction manual (judged by the official staff of the company) can be repaired free of charge.
- During the warranty period, if one of the following situations occurs, it will be the reason for charging:
 - (1) Cannot provide this guarantee and valid proof of purchase;
 - (2) Failure and damage caused by misuse and improper repair;
 - (3) Failure or damage caused by shipping, moving, or dropping after purchase;
 - (4) Failure and damage caused by other unavoidable external factors;
 - (5) Improper use causes damage to the equipment caused by water or other solutions;
 - (6) Damage caused by using a power supply other than the specified voltage;
- If the product does not meet the warranty conditions and needs to be charged, the company will charge the consumer for maintenance.
- Products or manuals are subject to upgrades or updates without notice.

JHF-806